

SMART Goal Presentation Guide

Present a 3-5 minute oral presentation to the class about your SMART Goal. Your presentation should include at least one type of visual tool listed below:

Poster	PowerPoint	Prezi
Bring on presentation day!	Bring work on a flash drive -or- E-mail or share attachment to: Beth.Burge@spencer.kyschools.us with subject line: (Student First and Last Name) SMART Goal Presentation	E-mail link to: Beth.Burge@spencer.kyschools.us with subject line: (Student First and Last Name) SMART Goal Presentation
Note: There is no excuse for issues with technology. Have a backup plan just in case!		

Presentation Checklist

Your presentation should answer the following questions:

1. What was my SMART Goal?
2. Why was this goal important to me?
3. How do I measure my progress?
4. What were some of the challenges of meeting your SMART Goal?
5. Did I reach my goal?
6. Can I give a clear description of when I met my goal? (Who, What, Where, When, & How)
7. Can I show evidence that I met my goal? (See examples below.)




Types of Evidence

Use at least one of the following types of evidence to prove that you met your goal:

1. Photograph
2. Video
3. Report from Eye Witness
4. Formal Document

There may be other types of evidence. If you a piece of evidence not listed above, please speak to me for approval.

Name _____ Period ____ Score ____/90 Points

<h1>Scoring Criteria</h1>	<p>You hit the bullseye... like Katniss Everdeen! You effectively incorporate the criteria demonstrating that you are an advanced presenter. Your audience was amazed at your skill!</p>  <p>I effectively incorporate...</p>	<p>Good, but you can dig deeper... like the guys in Holes. You incorporate the criteria, but your audience wanted you to dig deeper. Take your presentation to the next level.</p>  <p>I incorporate...</p>	<p>Pretty wimpy... like Greg. You left out criteria. Your audience was left feeling confused & disappointed.</p>  <p>I am missing...</p>
<p>Visual Tool: My visual tool used clear writing, creative designs, and was visually appealing.</p>	10	8	6
<p>Public Speaking: I spoke clearly, made eye contact, and used an appropriate volume.</p>	10	8	6
<p><u>My presentation answered the following questions:</u></p>			
<p>What was my SMART Goal?</p>	10	8	6
<p>Why was this goal important to me?</p>	10	8	6
<p>How do I measure my progress?</p>	10	8	6
<p>What were some of the challenges of meeting your SMART Goal?</p>	10	8	6
<p>Did I reach my goal?</p>	10	8	6
<p>Can I give a clear description of when I met my goal? (Who, What, Where, When, & How)</p>	10	8	6
<p>Can I show evidence that I met my goal?</p>	10	8	6